



CA. Sanjay Goyal (Partner)
M.Com., F.C.A., DISA (ICAI)

SANJAY V. GOYAL & Co.
CHARTERED ACCOUNTANTS

H.O.: 1, Atharva Sanskruti, Shrihari Kute Marg, Tidke Colony, Nashik - 422 002.

B.O.: F-41, 1st Floor, F Residencies Plaza, Kalyani Nagar, Vadgaon, Sheri Road, Pune - 411 014

✉ : casanjaygoyal@gmail.com

☎ : 0253-2977977, 9822377977

INDEPENDENT AUDITOR'S REPORT

To,
The Members of
Ashoka Mudhol Nipani Roads Limited
Nashik

Report on the standalone Financial Statements

Opinion

We have audited the accompanying Ind AS financial statements Ashoka Mudhol Nipani Roads Limited(Formely known as Ashoka GVR Mudhol Nipani Roads Limited) ("*the Company*") which comprises the Balance Sheet as at March 31, 2023, the Statement of Profit and Loss, Statement of Changes in Equity and Statement of Cash Flows for the year then ended March 31, 2023 and notes to the financial statements, including a summary of significant accounting policies and other explanatory information.

In our opinion and to the best of our information and according to the explanations given to us, the aforesaid Ind AS financial statements give the information required by the Act in the manner so required and give a true and fair view in conformity with the accounting principles generally accepted in India, of the state of affairs of the Company as at March 31, 2023, Profit/Loss, Changes in Equity and its Cash Flows for the year ended on that date.

Basis for Opinion

We conducted our audit of Ind AS financial statements in accordance with the Standards on Auditing (SAs) specified under section 143(10) of the Companies Act, 2013. Our responsibilities under those Standards are further described in the Auditor's Responsibilities for the Audit of the Financial Statements section of our report. We are independent of the Company in accordance with the Code of Ethics issued by the Institute of Chartered Accountants of India together with the ethical requirements that are relevant to our audit of the financial statements under the provisions of the Companies Act, 2013 and the Rules thereunder, and we have fulfilled our other ethical responsibilities in accordance with these requirements and the Code of Ethics. We believe that the audit evidence we have obtained is sufficient and appropriate to provide a basis for our opinion.

Responsibility of Management for the Standalone Financial Statements

The Company's Board of Directors is responsible for the matters stated in section 134(5) of the Companies Act, 2013 ("the Act") with respect to the preparation of these Ind AS financial statements that give a true and fair view of the financial position, financial performance, Changes in Equity and Cash flows of the Company in accordance with the accounting principles generally accepted in India, including the Indian Accounting Standards (Ind AS) specified under section 133 of the Act.



This responsibility also includes maintenance of adequate accounting records in accordance with the provisions of the Act for safeguarding of the assets of the Company and for preventing and detecting frauds and other irregularities; selection and application of appropriate implementation and maintenance of accounting policies; making judgments and estimates that are reasonable and prudent; and design, implementation and maintenance of adequate internal financial controls, that were operating effectively for ensuring the accuracy and completeness of the accounting records, relevant to the preparation and presentation of the financial statement that give a true and fair view and are free from material misstatement, whether due to fraud or error. In preparing the Ind AS financial statements, management is responsible for assessing the Company's ability to continue as a going concern, disclosing, as applicable, matters related to going concern and using the going concern basis of accounting unless management either intends to liquidate the Company or to cease operations, or has no realistic alternative but to do so. Those Board of Directors are also responsible for overseeing the company's financial reporting process.

Auditor's Responsibility for the Audit of the Financial Statements

Our objectives are to obtain reasonable assurance about whether the financial statements as a whole are free from material misstatement, whether due to fraud or error, and to issue an auditor's report that includes our opinion. Reasonable assurance is a high level of assurance, but is not a guarantee that an audit conducted in accordance with SAs will always detect a material misstatement when it exists. Misstatements can arise from fraud or error and are considered material if, individually or in the aggregate, they could reasonably be expected to influence the economic decisions of users taken on the basis of these financial statements.

As part of an audit in accordance with SAs, we exercise professional judgment and maintain professional skepticism throughout the audit. We also:

- Identify and assess the risks of material misstatement of the financial statements, whether due to fraud or error, design and perform audit procedures responsive to those risks, and obtain audit evidence that is sufficient and appropriate to provide a basis for our opinion. The risk of not detecting a material misstatement resulting from fraud is higher than for one resulting from error, as fraud may involve collusion, forgery, intentional omissions, misrepresentations, or the override of internal control.
- Obtain an understanding of internal control relevant to the audit in order to design audit procedures that are appropriate in the circumstances. Under section 143(3)(i) of the Companies Act, 2013, we are also responsible for expressing our opinion on whether the company has adequate internal financial controls system in place and the operating effectiveness of such controls.
- Evaluate the appropriateness of accounting policies used and the reasonableness of accounting estimates and related disclosures made by management.
- Conclude on the appropriateness of management's use of the going concern basis of accounting and, based on the audit evidence obtained, whether a material uncertainty exists related to events or conditions that may cast significant doubt on the Company's ability to continue as a going concern.



If we conclude that a material uncertainty exists, we are required to draw attention in our auditor's report to the related disclosures in the financial statements or, if such disclosures are inadequate, to modify our opinion. Our conclusions are based on the audit evidence obtained up to the date of our auditor's report. However, future events or conditions may cause the Company to cease to continue as a going concern.

- Evaluate the overall presentation, structure and content of the financial statements, including the disclosures, and whether the financial statements represent the underlying transactions and events in a manner that achieves fair presentation.

We communicate with those charged with governance regarding, among other matters, the planned scope and timing of the audit and significant audit findings, including any significant deficiencies in internal control that we identify during our audit.

We also provide those charged with governance with a statement that we have complied with relevant ethical requirements regarding independence, and to communicate with them all relationships and other matters that may reasonably be thought to bear on our independence, and where applicable, related safeguards.

Report on Other Legal and Regulatory Requirements

1. As required by the Companies (Auditor's Report) Order, 2016 ("the Order"), issued by the Central Government of India in terms of sub-section (11) of section 143 of the Companies Act, 2013, we give in the "Annexure 'A'" a statement on the matters specified in paragraphs 3 and 4 of the Order, to the extent applicable.
2. As required by Section 143(3) of the Act, we report that:
 - a. We have sought and obtained all the information and explanations which to the best of our knowledge and belief were necessary for the purposes of our audit.
 - b. In our opinion, proper books of account as required by law have been kept by the Company so far as it appears from our examination of those books.
 - c. The Balance Sheet, the Statement of Profit and Loss, and the Cash Flow Statement dealt with by this Report are in agreement with the books of account.
 - d. In our opinion, the aforesaid standalone financial statements comply with the Accounting Standards specified under Section 133 of the Act, read with Rule 7 of the Companies (Accounts) Rules, 2014.
 - e. On the basis of the written representations received from the directors as on 31st March, 2023 taken on record by the Board of Directors, none of the directors is disqualified as on 31st March, 2023 from being appointed as a director in terms of Section 164 (2) of the Act.
 - f. With respect to the adequacy of the internal financial controls over financial reporting of the Company and the operating effectiveness of such controls, refer to our separate report in the "Annexure 'B'" and



(B) With respect to the other matters to be included in the Auditor's Report in accordance with Rule 11 of the Companies (Audit and Auditor's) Rules, 2014, in our opinion and to the best of our information and according to the explanations given to us:

- a. The Company does not have any pending litigations filed against the company which would impact its financial position in its Ind AS Financial Statements.
- b. The Company did not have any long term contracts including derivative contracts for which there were any material foreseeable losses.
- c. The Company was not required to deposit or pay any dues in respect of the Investor Education and Protection Fund during the year.
- d. (i) The management has represented that, to the best of its knowledge and belief, no funds have been advanced or loaned or invested (either from borrowed funds or share premium or any other sources or kind of funds) by the Company to or in any other persons or entities, including foreign entities ("Intermediaries"), with the understanding, whether recorded in writing or otherwise, that the Intermediary shall:
 - directly or indirectly lend or invest in other persons or entities identified in any manner whatsoever ("Ultimate Beneficiaries") by or on behalf of the Company or
 - provide any guarantee, security or the like to or on behalf of the Ultimate Beneficiaries.(ii) The management has represented, that, to the best of its knowledge and belief, no funds have been received by the Company from any persons or entities, including foreign entities ("Funding Parties"), with the understanding, whether recorded in writing or otherwise, that the Company shall:
 - directly or indirectly, lend or invest in other persons or entities identified in any manner whatsoever ("Ultimate Beneficiaries") by or on behalf of the Funding Party or
 - provide any guarantee, security or the like from or on behalf of the Ultimate Beneficiaries; and(iii) Based on such audit procedures as considered reasonable and appropriate in the circumstances, nothing has come to our notice that has caused us to believe that the representations under sub clause (d) (i) and (d) (ii) contain any material mis-statement.
- e. As per Section 123 of the Act, Company has not declared or paid dividend during the year.

(C) With respect to the matter to be included in the Auditor's Report under Section 197(16) of the Act:

- According to the provisions of Section 197 of the Act, No remuneration paid by the Company to its directors during the current year.

UDIN : 23103080 BGUPKT1422
Place : Nashik
Date : 17/05/2023




For Sanjay V. Goyal & Co.
Chartered Accountants
Firm Registration No. 124832W

CA SANJAY V. GOYAL
(Partner) M. No. 103080

Annexure- A to the Auditors' Report

The Annexure referred to in Independent Auditors Report to the members of Ashoka Mudhol Nipani Roads Limited (Formerly known as Ashoka GVR Mudhol Nipani Roads Limited) on the financial statements of the company for the year ended 31st March, 2023.

i.	(a)	(A) The Company is maintaining proper records showing full particulars, including quantitative details and situation of fixed assets. (B) These fixed assets have been physically verified by the management at reasonable intervals and no material discrepancies have been noticed						
	(b)	According to the information and explanations given to us and on the basis of our examination of the records of the Company, the Company has a regular programme of physical verification of its Property, plant and equipment by which all Property, plant and equipment are verified in a phased manner.						
	(c)	According to the information and explanations given to us and on the basis of our examination of the records of the Company, the company does not have any immovable properties.						
	(d)	According to the information and explanations given to us and on the basis of our examination of the records of the Company, the Company has not revalued its Property, plant and equipment (including Right-of-use assets) or Intangible assets or both during the year.						
	(e)	According to the information and explanations given to us and on the basis of our examination of the records of the Company, there are no proceedings initiated or pending against the Company for holding any benami property under the Prohibition of Benami Property Transactions Act, 1988 and rules made thereunder.						
ii.	(a)	There are no inventory hence not applicable.						
	(b)	The Company does not have any sanctioned working capital limit in excess of Rs 5 crores in aggregate, from banks or financial institutions on the basis of security of current assets.						
iii.		According to the information and explanations given to us and on the basis of our examination of the records of the Company, the Company has not made any investments, provided guarantee or security or granted any advances in the nature of loans, secured or unsecured, to companies, firms, limited liability partnerships or any other parties except the following: <table><tr><th>Sr. No</th><th>Nature of Transaction</th><th>Balance as on 31.03.2023 (Rs.)</th></tr><tr><td>1.</td><td>Loan to Companies</td><td>51,95,42,194</td></tr></table>	Sr. No	Nature of Transaction	Balance as on 31.03.2023 (Rs.)	1.	Loan to Companies	51,95,42,194
Sr. No	Nature of Transaction	Balance as on 31.03.2023 (Rs.)						
1.	Loan to Companies	51,95,42,194						



iv.		The company has complied with the provisions of section 185 and 186 of the Companies Act, 2013 in respect of loans, investments, guarantees, and security.
v.		The company has not accepted deposits, hence the directives issued by the Reserve Bank of India and the provisions of sections 73 to 76 or any other relevant provisions of the Companies Act, 2013 and the rules framed there under are not applicable.
vi.		The provisions for maintenance of cost records under sub-section (1) of Section 148 of the Act, are not applicable to the company, hence not applicable.
vii.	(a)	According to the records of the company, undisputed statutory dues including Provident Fund, Investor Education and Protection Fund, Employees' State Insurance, Income-tax, GST, Wealth Tax, Custom Duty, Excise Duty, cess to the extent applicable and any other statutory dues have generally been regularly deposited with the appropriate authorities. According to the information and explanations given to us there were no outstanding statutory dues as on 31 st of March, 2023 for a period of more than six months from the date they became payable.
	(b)	According to the information and explanations given to us, there are no amounts payables in respect of income tax, wealth tax, service tax, sales tax, GST, customs duty and excise duty which have not been deposited on account of any disputes.
viii.		The Company does not have any transaction which is not recorded in the books of accounts but has been surrendered or disclosed as income during the year in the tax assessments under the Income Tax act, 1961.
ix.		According to the information and explanations given to us and on the basis of our examination of the records of the Company, the Company has not defaulted in repayment of loans or other borrowings or in the payment of interest thereon to any lender during the year.
x.		According to the information and explanation given to us and the records of the company examined by us, the company has not raised money by way of initial public offer or further public offer (including debt instruments), hence not applicable.
xi.	(a)	According to the information and explanation given to us and the records of the company examined by us, the company has not made any preferential allotment or private placement of shares or fully or partly convertible debentures during the year, hence not applicable.
	(b)	We have neither come across any instance of fraud on or by the Company noticed or reported during the course of our audit nor have we been informed of any such instance by the Management.
xii.		Since the company is not a Nidhi company, hence this clause is not applicable.



xiii.		According to the information and explanation given to us and the records of the company examined by us, all transactions with related parties are in compliance with provision of sections 177 and 188 of Companies Act, 2013 as applicable and details have been disclosed in the Financial Statements as required.
xiv.		a) The Company has an internal audit system commensurate with the size and nature of its business. b) We have considered the internal audit reports of the company issued till date for the period under audit.
xv.		According to the information and explanation given to us and the records of the company examined by us, the company has not entered into non-cash transactions with directors or persons connected with him. Accordingly, provisions of section 192 of the Companies Act, 2013 are not applicable.
xvi.		The company is not required to be registered under section 45-IA of the Reserve Bank of India Act, 1934.
xvii.		The Company has not incurred cash losses in the Current Financial Year and in the immediately preceding Financial year.
xviii.		There is no resignation of statutory auditor during the year.
xix.		According to the information and explanations given to us and on the basis of the financial ratios, ageing and expected dates of realisation of financial assets and payment of financial liabilities, other information accompanying the financial statements, our knowledge of the Board of Directors and management plans and based on our examination of the evidence supporting the assumptions, nothing has come to our attention, which causes us to believe that any material uncertainty exists as on the date of the audit report that the Company is not capable of meeting its liabilities existing at the date of balance sheet as and when they fall due within a period of one year from the balance sheet date. We, however, state that this is not an assurance as to the future viability of the Company. We further state that our reporting is based on the facts up to the date of the audit report and we neither give any guarantee nor any assurance that all liabilities falling due within a period of one year from the balance sheet date, will get discharged by the Company as and when they fall due.
xx.		a) In our opinion in respect of ongoing projects, the company do not have unspent amount and is not required to transfer any amount to a special account, within a period of 30 days from the end of the FY as per section 135(6) Companies Act, 2013. b) In our opinion in respect of other than ongoing projects, the company did not have to transfer any unspent amount to a Fund specified in Schedule VII to Companies Act, 2013
xxi.		The company is not a holding company, hence the clause of qualification or adverse remarks of the Order is not applicable.

UDIN : 23103080 BGUPKT1422
Place : Nashik
Date : 17/05/2023

For Sanjay V. Goyal & Co.
Chartered Accountants
Firm Registration No. 124832W



CA SANJAY V. GOYAL
(Partner) M. No. 103080

Annexure - B to the Auditor's Report

Report on the Internal Financial Controls under Clause (i) of Sub-section 3 of Section 143 of the Companies Act, 2013 ('the Act') .We have audited the internal financial controls over financial reporting of Ashoka Mudhol Nipani Roads Limited (Formely known as Ashoka GVR Mudhol Nipani Roads Limited) ("the Company"), as of 31 March 2023 in conjunction with our audit of the financial statements of the Company for the year ended on that date.

Management's Responsibility for the Internal Financial Control

The Companies management is responsible for establishing and maintaining Internal Financial Controls based on the internal control over financial reporting criteria established by the Company considering the essential components of internal control stated in the Guidance Note on Audit of Internal Financial Controls over Financial Reporting issued by the Institute of Chartered Accountants of India ('ICAI'). These responsibilities include the design, implementation and maintenance of adequate internal financial controls that were operating effectively for ensuring the orderly and efficient conduct of its business, including adherence to company's policies, the safeguarding of its assets, the prevention and detection of frauds and errors, the accuracy and completeness of the accounting records, and the timely preparation of reliable financial information, as required under the Companies Act, 2013.

Auditor's Responsibility

Our responsibility is to express an opinion on the Company's Internal Financial Controls over financial reporting based on our audit. We conducted our audit in accordance with the Guidance Note on Audit of Internal Financial Control over Financial Reporting (the 'Guidance Note') and the Standards on Auditing, issued by ICAI and deemed to be prescribed under section 143(10) of the Companies Act, 2013, to the extent applicable to an audit of internal financial controls, both applicable to an audit of Internal Financial Controls and, both issued by the Institute of Chartered Accountants of India. Those Standards and the Guidance Note require that we comply with ethical requirements and plan and perform the audit to obtain reasonable assurance about whether adequate internal financial controls over financial reporting was established and maintained and if such controls operated effectively in all material respects.

Our audit involves performing procedures to obtain audit evidence about the adequacy of the Internal Financial Controls system over financial reporting and their operating effectiveness. Our audit of internal financial controls over financial reporting included obtaining an understanding of internal financial controls over financial reporting, assessing the risk that a material weakness exists, and testing and evaluating the design and operating effectiveness of internal control based on the assessed risk. The procedures selected depend on the auditor's judgment, including the assessment of the risks of material misstatement of the financial statements, whether due to fraud or error.

We believe that the audit evidence we have obtained is sufficient and appropriate to provide a basis for our opinion on the Company's Internal Financial Controls System over financial reporting.



Meaning of Internal Financial Controls over Financial Reporting

A company's internal financial control over financial reporting is a process designed to provide reasonable assurance regarding the reliability of financial reporting and the preparation of financial statements for external purposes in accordance with generally accepted accounting principles. A company's internal financial control over financial reporting includes those policies and procedures that (1) pertain to the maintenance of records that, in reasonable detail, accurately and fairly reflect the transactions and dispositions of the assets of the company; (2) provide reasonable assurance that transactions are recorded as necessary to permit preparation of financial statements in accordance with generally accepted accounting principles, and that receipts and expenditures of the company are being made only in accordance with authorizations of management and directors of the company; and (3) provide reasonable assurance regarding prevention or timely detection of unauthorized acquisition, use, or disposition of the company's assets that could have a material effect on the financial statements.

Inherent Limitations of Internal Financial Controls Over Financial Reporting

Because of the inherent limitations of internal financial controls over financial reporting, including the possibility of collusion or improper management override of controls, material misstatements due to error or fraud may occur and not be detected. Also, projections of any evaluation of the internal financial controls over financial reporting to future periods are subject to the risk that the internal financial control over financial reporting may become inadequate because of changes in conditions, or that the degree of compliance with the policies or procedures may deteriorate.

Opinion

In our opinion, the Company has, in all material respects, an adequate internal financial controls system over financial reporting and such internal financial controls over financial reporting were operating effectively as at 31st March 2023, based on the internal control over financial reporting criteria established by the Company considering the essential components of internal control stated in the Guidance Note on Audit of Internal Financial Controls Over Financial Reporting issued by the Institute of Chartered Accountants of India.

UDIN : 23103080BGUPKT1422
Place : Nashik
Date : 17/05/2023



For Sanjay V. Goyal & Co.
Chartered Accountants
Firm Registration No. 124832W

CA SANJAY V. GOYAL
(Partner) M. No. 103080

ASHOKA MUDHOL NIPANI ROADS LIMITED
(Formerly known as Ashoka GVR Midhol Nipani Roads Limited)
CIN : U45203DL2014PLC265735
BALANCE SHEET AS AT MARCH 31,2023

ASHOKA

(₹ In Lakh)

Particulars	Note No.	As at 31-Mar-23	As at 31-Mar-22
I ASSETS			
NON-CURRENT ASSETS			
(a) Property, plant and equipment	2	12.49	20.58
(b) Financial assets			
(i) Other Financial assets	3	0.10	3,254.31
(c) Other non-current assets	4	5,237.50	2,957.96
TOTAL NON-CURRENT ASSETS		5,250.09	6,232.85
CURRENT ASSETS			
(a) Financial assets			
(i) Cash and cash equivalents	5	2,600.49	8,637.83
(ii) Bank balances other than (i) above	5	5,086.00	-
(iii) Other Financial assets	6	6,871.94	9,609.61
(b) Other current assets	7	60.99	39.90
TOTAL CURRENT ASSETS		14,619.42	18,287.34
TOTAL ASSETS		19,869.51	24,520.19
I EQUITY & LIABILITIES			
EQUITY			
(a) Equity Share Capital	8	5,523.00	5,523.00
(b) Other Equity	9	10,555.73	8,992.68
TOTAL EQUITY		16,078.73	14,515.68
NON-CURRENT LIABILITIES			
(a) Financial Liabilities			
(i) Borrowings	10	-	4,622.27
TOTAL NON-CURRENT LIABILITIES		-	4,622.27
CURRENT LIABILITIES			
(a) Financial liabilities			
(i) Borrowings	11	3,485.95	5,084.54
(ii) Trade payables	12	-	-
(a) Total Outstanding dues of Micro Enterprises and Small Enterprises		-	-
(b) Total Outstanding dues other than of Micro Enterprises and Small Enterprises		259.55	269.53
Financial Guarantee liabilities		-	-
(iii) Other financial liabilities	13	-	25.89
(b) Other current liabilities	14	-	2.28
(c) Current tax liabilities		45.28	-
TOTAL CURRENT LIABILITIES		3,790.78	5,382.24
TOTAL LIABILITIES		19,869.51	24,520.19

Earnings per Equity Shares of Nominal Value ₹ 10 each:

1

Significant Accounting Policies

The accompanying summary of significant accounting policies and other explanatory information are an integral part of the financial Statements.

As per our report of even date attached
For **SANJAY V. GOYAL & CO.**
Chartered Accountants
Firm Regn. No. 124832W

CA SANJAY V. GOYAL
Partner
Membership No. 103080
UDIN : 23103080BGUPKT1422
Place: Nashik
Date: May 17, 2023



For & on behalf of the Board of Directors
Ashoka Mudhol Nipani Roads Limited

(Signature)

(Paresh C. Mehta)
Director & CFO
DIN: 03474498

(Signature)

(Sanjay P. Londhe)
Director
DIN : 00112604

Place: Nashik
Date: May 17, 2023

ASHOKA MUDHOL NIPANI ROADS LIMITED

(Formerly known as Ashoka GVR Midhol Nipani Roads Limited)

CIN : U45203DL2014PLC265735

ASHOKA**PROFIT & LOSS STATEMENT FOR THE YEAR ENDED MARCH 31,2023**(**₹ In Lakh**)

Particulars	Note No.	For the Period Ended 31-Mar-23	For the Year Ended 31-Mar-22
I INCOME			
Revenue from Operations	15	3,566.12	2,986.39
Other Income	16	727.11	678.01
Total Income		4,293.23	3,664.40
II EXPENSES:			
Construction Expenses	17	1,676.86	486.30
Employee Benefits Expenses	18	-	-
Finance Expenses	19	571.08	1,173.43
Depreciation and Amortisation	20	8.09	13.06
Other Expenses	21	112.10	127.43
Total Expenses		2,368.13	1,800.23
III Profit before Tax (I-II)		1,925.10	1,864.17
IV Tax Expense:			
Current Tax		336.35	325.71
Tax For Earlier Years		25.70	0.28
		362.05	325.99
V Profit for the year (III - IV)		1,563.05	1,538.18
VI Other Comprehensive Income (OCI) :			
(a) Items not to be reclassified subsequently to profit or loss			
Re-measurement gains/(losses) on defined benefit plans		-	-
Income tax effect on above		-	-
(b) Items to be reclassified subsequently to profit or loss		-	-
Other Comprehensive Income		-	-
VII Total comprehensive income for the year (V+VI)		1,563.05	1,538.18
VII Earnings per Equity Shares of Nominal Value ₹ 10 each:			
Basic (₹)		2.83	2.79
Diluted (₹)		2.83	2.79
Significant Accounting Policies	1		

The accompanying summary of significant accounting policies and other explanatory information are an integral part of the financial statements.

As per our report of even date attached

For **SANJAY V. GOYAL & CO.**

Chartered Accountants

Firm Regn. No. 124832W


CA SANJAY V. GOYAL
Partner

UDIN: 23103080860PK742

Place: Nashik

Date: May 17, 2023


(Manoj A. Kulkarni)
Company Secretary

For & on behalf of the Board of Directors
Ashoka Mudhol Nipani Roads Limited
(Paresh C. Mehta)
Director & CFO
DIN: 03474498

(Sanjay P. Londhe)
Director
DIN: 00112604

Place: Nashik
Date: May 17, 2023

ASHOKA MUDHOL NIPANI ROADS LIMITED
(Formerly known as Ashoka GVR Midhol Nipani Roads Limited)
CIN : U45203DL2014PLC265735



CASH FLOW STATEMENT FOR THE YEAR ENDED MARCH 31, 2023

(₹ In Lakh)

	Year Ended 31-March 2023		Year Ended 31-Mar-2022	
A CASH FLOW FROM OPERATING ACTIVITIES :				
Profit before tax from continuing operations		1,925.10		1,864.17
Depreciation & Amortisation	8.09		13.06	
Interest, Commitment & Finance Charges (Net)	571.07		1,173.43	
Profit on Sale of Fixed Assets	-		-	
Interest Income FDR	(396.54)		(398.92)	
Operating Profit Before Changes in Working Capital		182.62		787.57
		2,107.72		2,651.74
Adjustments for changes in Operating Assets / Liabilities				
(Increase) / Decrease in Other non-current financial assets	3,254.21		4,911.61	
(Increase) / Decrease in Bank Balance other than Cash & Cash equivalents	(5,086.00)		8,245.50	
(Increase) / Decrease in Other financial assets	2,737.67		(1,684.34)	
(Increase) / Decrease in Other non current assets	(2,279.54)		(244.24)	
(Increase) / Decrease in Other current assets	(21.09)		1.55	
Increase / (Decrease) in Trade Payable	(9.98)		2.93	
Increase / (Decrease) in Other financial liabilities	(25.89)		(13.26)	
Increase / (Decrease) in Other current liabilities	43.00	(1,387.62)	(4.00)	11,215.73
Cash Generated from Operations		720.09		13,867.47
Taxes paid (net of refunds)	(362.05)	(362.05)	(325.99)	(325.99)
CASH FLOW FROM OPERATING ACTIVITIES (A)		358.04		13,541.48
B CASH FLOW FROM INVESTING ACTIVITIES :				
Interest Income FDR	396.54		398.92	
CASH USED IN INVESTING ACTIVITIES (B)		396.54		398.92
C CASH FLOW FROM FINANCING ACTIVITIES				
Proceeds (Repayment) of Long Term Borrowings	(6,221.84)		(4,654.71)	
Proceeds (Repayment) of Current Borrowings	0.98		0.82	
Interest, Commitment & Finance Charges (Net)	(571.07)		(1,173.43)	
CASH RECEIPT FROM FINANCING ACTIVITIES (C)		(6,791.93)		(5,827.32)
Net Change in Cash & Cash Equivalents (A+B+C)		(6,037.34)		8,113.08
Cash & Cash Equivalents at the beginning of the year		8,637.83		524.75
Cash & Cash Equivalents at the end of the year		2,600.49		8,637.83
		6,037.34		(8,113.08)
Components of Cash and Cash Equivalents				
Balance with schedule banks in Current accounts		167.28		239.11
Deposits with maturity for more than 3 months		2,433.00		8,398.65
Cash on hand		0.21		0.07
Total Components of Cash and Cash Equivalents		2,600.49		8,637.83

The accompanying summary of significant accounting policies and other explanatory information (notes) are an integral part of the financial statements.

Notes :

1. All figures in bracket are outflow.
2. Direct taxes paid are treated as arising from operating activities and are not bifurcated between investing and financing activities.
3. The cash flow statement has been prepared under Indirect Method as per Ind AS 7 "Statement of Cash Flows" as under section 133 of Companies Act, 2013.

As per our report of even date attached
For **SANJAY V. GOYAL & CO.**
Chartered Accountants
Firm Regn. No. 124832W

CA SANJAY V. GOYAL
Partner

Membership No. 103080
UDIN: 23103080BQUPKT1422
Place: Nashik
Date: May 17, 2023



(Manoj A. Kulkarni)
Company Secretary

For & on behalf of the Board of Directors
Ashoka Mudhol Nipani Roads Limited

(Paresch C. Mehta)
Director & CFO
DIN: 03474498

(Sanjay P. Londhe)
Director
DIN : 00112604

Place: Nashik
Date: May 17, 2023

ASHOKA MUDHOL NIPANI ROADS LIMITED
(Formerly known as Ashoka GVR Midhol Nipani Roads Limited)

CIN : U45203DL2014PLC265735

STATEMENT OF CHANGES IN EQUITY FOR THE YEAR ENDED MARCH 31, 2022

ASHOKA

1 Equity Share Capital

(₹ In Lakh)

Equity Share	As at March 31, 2023		As at 31-Mar-22	
	Number of Shares	Rs. in lakhs	Number of Shares	Rs. in lakhs
Equity shares of INR 10 each issued, Subscribed and fully paid				
Balance at the beginning of the reporting period	5,52,30,000	5,523.00	5,52,30,000	5,523.00
Changes in Equity Share Capital due to prior errors	-	-	-	-
Restated balance at the beginning of the current reporting period	5,52,30,000	5,523.00	5,52,30,000	5,523.00
Changes in Equity Share Capital during the year	-	-	-	-
Issued during the period	-	-	-	-
Balance at the close of the period	5,52,30,000	5,523.00	5,52,30,000	5,523.00

Reconciliation of Shares and holding more than 5%

Name of Share Holder	As at Mar 31, 2023			As at 31-Mar-22		
	No. of % Holding	Number of Shares	Rs. in lakhs	No. of % Holding	Number of Shares	Rs. in lakhs
Ashoka Buildcon Ltd.	100%	5,52,29,400	5,523	100%	5,52,29,400	5,522.94
GVR Infra Projects Ltd.	0%	600	0	0%	600	0.06
Total	100%	5,52,30,000	5,523	100%	5,52,30,000	5,523.00

2 Other Equity

Particulars	Capital Contribution	Reserves & Surplus		Total
		Share Premium Account	Retained earnings	
Balance as at April 1, 2021	229.04	-	7,225.46	7,454.50
Changes in accounting policy or prior period errors	-	-	-	-
Restated balance as the beginning of the current reporting period	229.04	-	7,225.46	7,454.50
Profit for the year	-	-	1,538.18	1,538.18
Balance as at March 31, 2022	229.04	-	8,763.64	8,992.68
Balance as at April 1, 2022	229.04	-	8,763.64	8,992.68
Changes in accounting policy or prior period errors	-	-	-	-
Restated balance as the beginning of the current reporting period	229.04	-	8,763.64	8,992.68
Profit for the year	-	-	1,563.05	1,563.05
Balance as at March 31, 2023	229.04	-	10,326.69	10,555.73

As per our report of even date attached

For **SANJAY V. GOYAL & CO.**

Chartered Accountants

Firm Regn. No. 124832W

CA **SANJAY V. GOYAL**

Partner

Membership No. 103080

UDIN:- 23103080 BGUPKT1422

Place: Nashik

Date: May 17, 2023



For & on behalf of the Board of Directors
Ashoka Mudhol Nipani Roads Limited

(Manoj A. Kulkarni)
Company Secretary

(Paresh C. Mehta)
Director & CFO
DIN: 03474498

(Sanjay P. Londhe)
Director
DIN : 00112604

Place: Nashik
Date: May 17, 2023

ASHOKA MUDHOL NIPANI ROADS LIMITED

(Formerly known as Ashoka GVR Midhol Nipani Roads Limited)

CIN : U45203DL2014PLC265735

Note:1 Statement of Significant Accounting policies and Other Explanatory Notes

ASHOKA**A Corporate profile**

Ashoka GVR Mudhol Nipani Roads Limited is a Special Purpose Entity incorporated on 03rd March, 2014 under the provisions of the Companies Act, 2013. In pursuance of the contract with the Karnataka Road Development Corporation Limited, to carry on the business of Design, Build, Finance, Operate and Maintain and Transfer (DBFOMT) the existing State Highway (SH18) from Mudhol to Maharashtra Border (Approx length 107.937 Kms.) in the State of Karnataka on DBFOMT Annuity Basis During Construction phase the company will receive a total Lumpsum annuity amounting to Rs.135.96 crore on achievement of Construction of milestones mentioned in Concession agreement . The Company on completion of the project shall receive 16 semi annuity of Rs.39.49 Crore.

B Significant Accounting Policies**(i) Basis of preparation**

The financial statements of the Company have been prepared in accordance with Indian Accounting Standards (Ind AS) notified under the Companies (Indian Accounting Standards) Rules, 2015, as amended thereafter.

The financial statements for the year ended March 31, 2023 are prepared in accordance with Ind AS .

The standalone financial statements are presented in INR and all values are rounded to the nearest lacs, except otherwise stated.

Accounting policies have been consistently applied except where a newly issued accounting standard is initially adopted or a revision to an existing accounting standard requires a change in the accounting policy hitherto in use.

The classification of assets and liabilities of the Company is done into current and non-current based on the operating cycle of the business of the Company. The operating cycle of the business of the Company is less than twelve months and therefore all current and non-current classifications are done based on the status of realisability and expected settlement of the respective asset and liability within a period of twelve months from the reporting date as required by Schedule III to the Companies Act, 2013.

(ii) Use of estimates

The preparation of the financial statements in conformity with Ind AS requires management to make estimates, judgements and assumptions. These estimates, judgements and assumptions affect the application of accounting policies and the reported amounts of assets and liabilities, the disclosures of contingent assets and liabilities at the date of financial statements and reported amounts of revenues and expenses during the period. Accounting estimates could change from period to period. Actual results could differ from those estimates. Appropriate changes in estimates are made as management becomes aware of circumstances surrounding the estimates. Changes in estimates are reflected in the financial statement in the period in which changes are made and if material, their effects are disclosed in the notes to the financial statements.

(iii) Summary of significant accounting policies

The operating cycle of the business of the Company is twelve months from the reporting date as required by Schedule III to the Companies Act, 2013.

a) Current and non-current classification

The Company presents assets and liabilities in the balance sheet based on current/non-current classification.

An asset is current when :

- It is expected to be realised or intended to be sold or consumed in normal operating cycle or
- It is held primarily for the purpose of trading or
- It is expected to be realised within twelve months after the reporting period, or
- It is cash or cash equivalent unless restricted from being exchanged or used to settle a liability for at least twelve months after the reporting period

All other assets are classified as non-current.

A liability is current when :

- It is expected to be settled in normal operating cycle or
- It is held primarily for the purpose of trading or
- It is due to be settled within twelve months after the reporting period, or
- There is no unconditional right to defer the settlement of the liability for atleast twelve months after the reporting period

The Company classifies all other liabilities as non-current.

Deferred tax assets and liabilities are classified as non-current assets and liabilities.



ASHOKA MUDHOL NIPANI ROADS LIMITED

(Formerly known as Ashoka GVR Midhol Nipani Roads Limited)

CIN : U45203DL2014PLC265735

Note:1 Statement of Significant Accounting policies and Other Explanatory Notes

ASHOKA

b) Revenue Recognition

Revenue is recognised upon satisfaction of separate performance Obligation as per the Contract with Customers.

i Revenue from Operation

The Company is rendering Construction and Maintenance Services to KSHIP under the Annuity Model.

To recognize revenue, the Company applies the following five-step approach: (1) identify the contract with a customer, (2) identify the performance obligations in the contract, (3) determine the transaction price, (4) allocate the transaction price to the performance obligation in the contract, and (5) recognize revenue when a performance obligation is satisfied.

At contract inception, The company assesses its promise to transfer services to a customer to identify separate performance obligations. The Company applies judgment to determine whether each service promised to a customer is capable of being distinct, and are distinct in the context of the contract, if not, the promised services are combined and accounted as a single performance obligation. For performance obligations where control is transferred over time, revenue is recognized by measuring progress towards completion of the performance obligation. The selection of the method to measure progress towards completion requires judgment and is based on the nature of the services to be provided. The method for recognizing revenues and costs depends on the nature of the services rendered.

For Recognition of Revenue, the Company has identified its performance obligation as Construction Services activity and Maintenance activity.

The Company is in the Construction Phase and the Construction income is recognised over time based on the progress of the work i.e., cost incurred during the period and margin on the Construction Activity.

Maintenance after COD date till the tenure of the Project will be recognised over time proportionately over the concession period on the basis of the allocation of the transaction price over this performance obligation.

Periodic Maintenance which is required to be done as per the service concession agreement is not recognised as a separate Obligation since the same is required to be done on a strength test.

Finance income is recognised on the basis of the IRR considered in the project.

Utility shifting Income is recognised as and when the work is completed and the same is certified by the Client.

ii Interest Income

Interest income from financial asset is recognised using effective interest rate method.

c) Property, Plant and Equipment (PPE)

- i Property, Plant and Equipment is stated at cost, net of accumulated depreciation and accumulated impairment losses, if any. Cost comprises of purchase price inclusive of taxes, commissioning expenses, etc. upto the date the asset is ready for its intended use.
- ii Significant spares which have a usage period in excess of one year are also considered as part of Property, Plant and Equipment and are depreciated over their useful life.
- iii Borrowing costs on Property, Plant and Equipments are capitalised when the relevant recognition criteria specified in Ind AS 23 Borrowing Costs is met.
- iv Decommissioning costs, if any, on Property, Plant and Equipment are estimated at their present value and capitalised as part of such assets.
- vi An item of property, plant and equipment and any significant part initially recognised is derecognised upon disposal or when no future economic benefits are expected from its use or disposal. Any gain or loss arising on derecognition of the asset (calculated as the difference between the net disposal proceeds and the carrying amount of the asset) is included in the income statement when the asset is derecognised.
- vii The residual values and useful lives of property, plant and equipment are reviewed at each financial year end and adjusted prospectively, if appropriate.
- viii Leasehold improvements is amortized on a straight line basis over the period of lease.



ASHOKA MUDHOL NIPANI ROADS LIMITED

(Formerly known as Ashoka GVR Midhol Nipani Roads Limited)

CIN : U45203DL2014PLC265735

Note:1 Statement of Significant Accounting policies and Other Explanatory Notes

ASHOKA**d) Depreciation on property, Plant and equipment**

Depreciation on fixed assets is calculated on a written down value method using the rates arrived at based on the useful lives prescribed under the Schedule II to the Companies Act, 2013, except as mentioned below:

Sr. No.	Category of assets	Sub-category of assets	Useful life as per schedule II	Useful life adopted by the company
1	Plant and equipment	Crane	15	15
2	Motor Vehicle	Motor Vehicle	8	8

e) Financial Asset

The Company recognises its expenditure incurred on the project as a financial asset in accordance with the principles laid down in Appendix D of Ind AS 115, Service Concession Agreements. The project satisfies the test of Financial Asset.

f) Borrowing costs

All borrowing costs are expensed in the period in which they occur. Borrowing costs consist of interest and other costs that an entity incurs in connection with the borrowing of funds. Borrowing cost also includes exchange differences to the extent regarded as an adjustment to the borrowing costs.

g) Investments

Current Investments are accounted on fair value value with changes in Profit and Loss account.

h) Taxes**Current Income Tax**

Current income tax assets and liabilities are measured at the amount expected to be recovered from or paid to the taxation authorities. The tax rates and tax laws used to compute the amount are those that are enacted or substantively enacted, at the reporting date in the country. Management periodically evaluates positions taken in the tax returns with respect to situations in which applicable tax regulations are subject to interpretation and establishes provisions where appropriate.

i) Deferred Tax

Deferred tax is provided using the liability method on temporary differences between the tax bases of assets and liabilities and their carrying amounts for financial reporting purposes at the reporting date. The carrying amount of deferred tax assets is reviewed at each reporting date and reduced to the extent that it is no longer probable that sufficient taxable profit will be available to allow all or part of the deferred tax asset to be utilised. Unrecognised deferred tax assets are re-assessed at each reporting date and are recognised to the extent that it has become probable that future taxable profits will allow the deferred tax asset to be recovered. Deferred tax assets and liabilities are measured at the tax rates that are expected to apply in the year when the asset is realised or the liability is settled, based on tax rates (and tax laws) that have been enacted or substantively enacted at the reporting date. For items recognised in OCI or equity, deferred / current tax is also recognised in OCI or equity.

j) Earnings per share

Earnings per share is calculated by dividing the net profit or loss before OCI for the year by the weighted average number of equity shares outstanding during the period. For the purpose of calculating diluted earnings per share, the net profit or loss before OCI for the period attributable to equity shareholders and the weighted average number of shares outstanding during the period are adjusted for the effects of all dilutive-potential equity shares.

k) Provisions, Contingent Liabilities and Contingent Assets**i Provisions**

The Company recognizes a provision when: it has a present legal or constructive obligation as a result of past events; it is likely that an outflow of resources will be required to settle the obligation; and the amount has been reliably estimated. Provisions are not recognized for future operating losses.



ii Contingent liabilities and Contingent Assets

A contingent liability is a possible obligation that arises from past events whose existence will be confirmed by the occurrence or non-occurrence of one or more uncertain future events beyond the control of the Group or a present obligation that is not recognised because it is not probable that an outflow of resources will be required to settle the obligation. A contingent liability also arises in extremely rare cases where there is a liability that cannot be recognised because it cannot be measured reliably. The Group does not recognise a contingent liability but discloses its existence in the financial statements.

A contingent assets is not recognised unless it becomes virtually certain that an inflow of economic benefits will arise. When an inflow of economic benefits is probable, contingent assets are disclosed in the financial statements. Contingent liabilities and contingent assets are reviewed at each balance sheet date.

l) Employee Benefits

Retirement benefit in the form of provident fund is a defined contribution scheme. The Company has no obligation, other than the contribution payable to the provident fund. The company recognizes contribution payable to the provident fund scheme as an expense, when an employee renders the related service.

Gratuity, a defined benefit obligation is provided on the basis of an actuarial valuation made at the end of each year/period on projected Unit Credit Method.

The cost of providing benefits under the defined benefit plan is determined using the projected unit credit method.

Remeasurements, comprising of actuarial gains and losses, the effect of the asset ceiling, excluding amounts included in net interest on the net defined benefit liability and the return on plan assets (excluding amounts included in net interest on the net defined benefit liability), are recognised immediately in the balance sheet with a corresponding debit or credit to retained earnings through OCI in the period in which they occur. Remeasurements are not reclassified to profit or loss in subsequent periods.

Net interest is calculated by applying the discount rate to the net defined benefit liability or asset.

Termination Benefits

Termination benefits are payable as a result of the company's decision to terminate employment before the normal retirement date, or whenever an employee accepts voluntary redundancy in exchange for these benefits. The company recognizes these benefits when it has demonstrably undertaken to terminate current employees' employment in accordance with a formal detailed plan that cannot be withdrawn, or to provide severance indemnities as a result of an offer made to encourage voluntary redundancy. Benefits that will not be paid within 12 months of the balance sheet date are discounted to their present value.

m) Cash and cash equivalents

Cash and cash equivalents include cash in hand, demand deposits in banks and other short-term highly liquid investments with original maturities of three months or less. Bank overdrafts are shown within bank borrowings in current liabilities on the balance sheet.

n) Fair Value Measurement

The Company measures financial instruments, such as, derivatives at fair value at each balance sheet date. Fair value is the price that would be received to sell an asset or paid to transfer a liability in an orderly transaction between market participants at the measurement date. The fair value measurement is based on the presumption that the transaction to sell the asset or transfer the liability takes place either:

- ▶ In the principal market for the asset or liability, or
- ▶ In the absence of a principal market, in the most advantageous market for the asset or liability

The principal or the most advantageous market must be accessible by the Company.

The fair value of an asset or a liability is measured using the assumptions that market participants would use when pricing the asset or liability, assuming that market participants act in their economic best interest.

o) Financial instruments

Financial Assets & Financial Liabilities

Initial recognition

The Company recognizes financial assets and financial liabilities when it becomes a party to the contractual provisions of the instrument. All financial assets and liabilities are recognized at fair value on initial recognition. Transaction costs that are directly attributable to the acquisition or issue of financial assets and financial liabilities, that are not at fair value through profit or loss, are added to the fair value on initial recognition. Regular way purchase and sale of financial assets are accounted for at trade date.



Non-derivative financial instruments

Subsequent measurement

Financial assets carried at amortised cost

A financial asset is subsequently measured at amortised cost if it is held within a business model whose objective is to hold the asset in order to collect contractual cash flows and the contractual terms of the financial asset give rise on specified dates to cash flows that are solely payments of principal and interest on the principal amount outstanding.

Financial assets at fair value through other comprehensive income

A financial asset is subsequently measured at fair value through other comprehensive income if it is held within a business model whose objective is achieved by both collecting contractual cash flows and selling financial assets and the contractual terms of the financial asset give rise on specified dates to cash flows that are solely payments of principal and interest on the principal amount outstanding. The Company has made an irrevocable election for its investments which are classified as equity instruments to present the subsequent changes in fair value in other comprehensive income based on its business model. Further, in cases where the Company has made an irrevocable election based on its business model, for its investments which are classified as equity instruments, the subsequent changes in fair value are recognized in other comprehensive income.

Financial assets at fair value through profit or loss

A financial asset which is not classified in any of the above categories are subsequently fair valued through profit or loss.

Financial liabilities

Financial liabilities are subsequently carried at amortized cost using the effective interest method, except for contingent consideration recognized in a business combination which is subsequently measured at fair value through profit and loss. For trade and other payables maturing within one year from the Balance Sheet date, the carrying amounts approximate fair value due to the short maturity of these instruments.

p) Leases

The Company assesses whether a contract contains a lease, at inception of a contract. A contract is, or contains, a lease if the contract conveys the right to control the use of an identified asset for a period of time in exchange for consideration. To assess whether a contract conveys the right to control the use of an identified asset, the Company assesses whether: (i) the contract involves the use of an identified asset (ii) the Company has substantially all of the economic benefits from use of the asset through the period of the lease and (iii) the Company has the right to direct the use of the asset.

At the date of commencement of the lease, the Company recognizes a right-of-use asset ("ROU") and a corresponding lease liability for all lease arrangements in which it is a lessee, except for leases with a term of twelve months or less (short-term leases) and low value leases. For these short-term and low value leases, the Company recognizes the lease payments as an operating expense on a straight-line basis over the term of the lease.

Certain lease arrangements includes the options to extend or terminate the lease before the end of the lease term. ROU assets and lease liabilities includes these options when it is reasonably certain that they will be exercised.

The right-of-use assets are initially recognized at cost, which comprises the initial amount of the lease liability adjusted for any lease payments made at or prior to the commencement date of the lease plus any initial direct costs less any lease incentives. They are subsequently measured at cost less accumulated depreciation and impairment losses.

Right-of-use assets are depreciated from the commencement date on a straight-line basis over the shorter of the lease term and useful life of the underlying asset. Right of use assets are evaluated for recoverability whenever events or changes in circumstances indicate that their carrying amounts may not be recoverable. For the purpose of impairment testing, the recoverable amount (i.e. the higher of the fair value less cost to sell and the value-in-use) is determined on an individual asset basis unless the asset does not generate cash flows that are largely independent of those from other assets. In such cases, the recoverable amount is determined for the Cash Generating Unit (CGU) to which the asset belongs.

The lease liability is initially measured at amortized cost at the present value of the future lease payments. The lease payments are discounted using the interest rate implicit in the lease or, if not readily determinable, using the incremental borrowing rates in the country of domicile of these leases. Lease liabilities are remeasured with a corresponding adjustment to the related right of use asset if the Company changes its assessment of whether it will exercise an extension or a termination option.

Lease liability and ROU asset have been separately presented in the Balance Sheet and lease payments have been classified as financing cash flows.



ASHOKA MUDHOL NIPANI ROADS LIMITED

(Formerly known as Ashoka GVR Midhol Nipani Roads Limited)

CIN : U45203DL2014PLC265735

Note:1 Statement of Significant Accounting policies and Other Explanatory Notes

ASHOKA

C Recent pronouncements

Ministry of Corporate Affairs ("MCA") notifies new standard or amendments to the existing standards under Companies (Indian Accounting Standards) Rules as issued from time to time. On March 23, 2022, MCA amended the Companies (Indian Accounting Standards) Amendment Rules, 2022, applicable from April 1st, 2022, as below:

i Ind AS 1 - Presentation of Financial Statements

This amendment requires the entities to disclose their material accounting policies rather than their significant accounting policies. The effective date for adoption of this amendment is annual periods beginning on or after April 1, 2023. The Company has evaluated the amendment and the impact of the amendment is insignificant in the financial statements

ii Ind AS 8 - Accounting Policies, Changes in Accounting Estimates and Errors

This amendment has introduced a definition of 'accounting estimates' and included amendments to Ind AS 8 to help entities distinguish changes in accounting policies from changes in accounting estimates. The effective date for adoption of this amendment is annual periods beginning on or after April 1, 2023. The Company has evaluated the amendment and there is no impact on its financial statements.

iii Ind AS 12 - Income Taxes

This amendment has narrowed the scope of the initial recognition exemption so that it does not apply to transactions that give rise to equal and offsetting temporary differences. The effective date for adoption of this amendment is annual periods beginning on or after April 1, 2023. The Company has evaluated the amendment and there is no impact on its financial statement



NOTES TO THE FINANCIAL STATEMENTS

2 Property Plant and Equipment

Details of Additions, Adjustments, Depreciation and Net Block - Asset class wise for 2022-23
(₹ In Lakh)

Particulars	Plant & Machinery	Vehicles	Total
Cost or valuation			
As at April 1, 2021	7.73	65.17	72.89
Additions	-	-	-
Sales/Disposals/Adjustments	-	-	-
As at March 31, 2022	7.73	65.17	72.89
Additions	-	-	-
Sales/Disposals/Adjustments	-	-	-
As at March 31, 2023	7.73	65.17	72.89
Depreciation			
As at April 1, 2021	0.16	39.09	39.25
Charge for the period	2.85	10.21	13.06
Sales/Disposals/Adjustments	-	-	-
As at March 31, 2022	3.01	49.30	52.31
Additions	-	-	-
Charge for the period	1.78	6.32	8.09
Sales/Disposals/Adjustments	-	-	-
As at March 31, 2023	4.78	55.62	60.40
Net Block Value			
As at March 31, 2023	2.95	9.55	12.49
As at March 31, 2022	4.72	15.87	20.58
At April 1, 2021	7.56	26.08	33.64



ASHOKA MUDHOL NIPANI ROADS LIMITED
(Formerly known as Ashoka GVR Midhol Nipani Roads Limited)

CIN : U45203DL2014PLC265735



NOTES TO THE FINANCIAL STATEMENTS

3 Financials Assets - Non Current

(₹ In Lakh)

Particulars	As at 31-Mar-23	As at 31-Mar-22
Receivables against Service Concession Arrangements		
Receivable from KSHIP		3,253.96
Advances Recoverable other than in Cash:		
Trade Deposits		
Secured Considered Good	0.10	0.35
Total ::::	0.10	3,254.31

4 Other Non Current Asset

(₹ In Lakh)

Particulars	As at 31-Mar-23	As at 31-Mar-22
Income Tax Assets (Net)	42.08	60.02
Intercompany Loan Asset (Non Current)	5,195.42	2,897.94
Total ::::	5,237.50	2,957.96

5 Cash and cash equivalents

(₹ In Lakh)

Particulars	As at 31-Mar-23	As at 31-Mar-22
(A) Cash & Cash Equivalents		
(I) Cash on hand	0.21	0.07
(II) Balances with Banks		
On Current account	167.28	239.11
Deposits with Original maturity less than 3 months	2,433.00	8,398.65
Sub Total ::::	2,600.49	8,637.83
(B) Other Bank Balances		
Deposits with maturity for more than 3 months but less than 12 months	2,986.00	-
Deposits with Remaining maturity more than 3 months and less than 12 months	2,100.00	-
Sub Total ::::	5,086.00	-
Total ::::	7,686.49	8,637.83

Changes in Liabilities arising from Financing Activities :


Particulars	April 01,2022	Cash Flows	Non- Cash Flows	March 31,2023
Borrowings	9,706.81	(6,202.69)	(18.17)	3,485.95
Total Liabilities from financing activities	9,706.81	(6,202.69)	-18.17	3,485.95

Particulars	April 01,2021	Cash Flows	Non- Cash Flows	March 31,2022
Borrowings	14,360.71	(4,631.06)	(22.84)	9,706.81
Total Liabilities from financing activities	14,360.71	(4,631.06)	(22.84)	9,706.81

6 Other Financial Asset - Current

(₹ In Lakh)

Particulars	As at 31-Mar-23	As at 31-Mar-22
(A) Receivable under service concession arrangements		
Receivable from KSHIP (Un-certified work)	6,820.08	7,898.00
(A) Others		
Interest Receivable on FDR	51.86	54.61
Deposits with original maturity for more than 12 months	-	1,657.00
Total ::::	6,871.94	9,609.61



NOTES TO THE FINANCIAL STATEMENTS

7 Other Current Asset

(₹ In Lakh)

Particulars	As at 31-Mar-23	As at 31-Mar-22
(A) Advances other than Capital Advances :		
Advances Recoverable other than in Cash	30.42	4.76
(B) Others		
Prepaid Expenses	30.57	35.14
Total ::::	60.99	39.90

8 Equity Share Capital

(I) Authorised Capital:

Class of Shares	Par Value (₹)	As at 31-Mar-23		As at 31-Mar-22	
		No. of Shares	Amount (₹ In Lakh)	No. of Shares	Amount (₹ In Lakh)
Equity Shares	10.00	6,00,00,000	6,000.00	6,00,00,000	6,000.00
Total ::::			6,000.00		6,000.00

(II) Issued, Subscribed and Paid-up Capital (Fully Paid-up):

Class of Shares	Par Value (₹)	As at 31-Mar-23		As at 31-Mar-22	
		No. of Shares	Amount (₹ In Lakh)	No. of Shares	Amount (₹ In Lakh)
Equity Shares	10.00	5,52,30,000	5,523	5,52,30,000	5,523.00
Total ::::			5,523		5,523.00

(III) Terms/rights attached to equity shares:

(IV) Reconciliation of Number of Shares Outstanding:

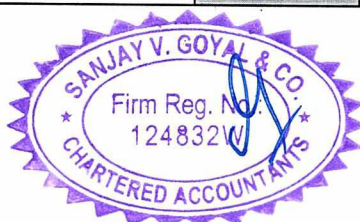
Class of Shares	As at 31-Mar-23	As at 31-Mar-22
	Equity Shares	Equity Shares
Outstanding as at beginning of the period	5,52,30,000	5,52,30,000
Outstanding as at end of the period	5,52,30,000	5,52,30,000

Shares in respect of each class in the company held by its holding company or its ultimate holding company including shares held by or (v) by subsidiaries or associates of the holding company or the ultimate holding company in aggregate

Particulars	As at 31-Mar-23	As at 31-Mar-22
Ashoka Buildcon Limited	5,52,29,400	5,52,29,400
GVR Infra Projects Limited	600	600
Total	5,52,30,000	5,52,30,000

(VI) Details of shares in the Company held by each shareholder holding more than 5% shares:

Class of Shares	Par Value (₹)	As at 31-Mar-23		As at 31-Mar-22	
		No. of Shares	Amount (₹ In Lakh)	No. of Shares	Amount (₹ In Lakh)
Ashoka Buildcon Limited	10.00	5,52,29,400	5,522.94	5,52,29,400	5,522.94



NOTES TO THE FINANCIAL STATEMENTS

(VII) Details of shares in the Company held by Promoters

Sr. No	Name of Promoter	Par Value (₹)	As at 31-Mar-23		As at 31-March-22		% of Change during the year
			No. of Shares	% Holding	No. of Shares	% Holding	
1	Ashoka Buildcon Limited	10	5,52,29,400	99.999%	5,52,29,400	99.999%	-
2	GVR Infra	10	600	0.001%	600	0.001%	-
	Total		5,52,30,000	100.000%	5,52,30,000	100.000%	0

Sr. No	Name of Promoter	Par Value (₹)	As at 31-Mar-22		As at 31-March-21		% of Change during the year
			No. of Shares	% Holding	No. of Shares	% Holding	
1	Ashoka Buildcon Limited	10	5,52,29,400	100.00%	5,52,29,400	100.00%	-
2	GVR Infra	10	600	0.00%	600	0.00%	-
	Total		5,52,30,000	100.00%	5,52,30,000	100.00%	0

9 Other Equity

(₹ In Lakh)

Particulars	As at 31-Mar-23	As at 31-Mar-22
Capital Contribution on Account of CG		
Balance as per Last balance Sheet	229.04	229.04
Addition During the Year	-	-
Deduction During the year	-	-
As at end of year	229.04	229.04
Surplus / Retained Earnings		
Balance as per Last balance Sheet	8,763.64	7,225.46
Addition During the Year	1,563.05	1,538.18
Deduction During the year	-	-
Amount available for appropriations	10,326.69	8,763.64
Gross Total :::	10,555.73	8,992.68

10 Borrowings - Non Current

(₹ In Lakh)

Particulars	As at 31-Mar-23	As at 31-Mar-22
Secured - at amortized cost		
(i) Term loans		
- from banks	-	4,641.42
- from others	-	-
(ii) Prepaid Upfront Fees on Loan	-	(19.15)
Gross Total :::	-	4,622.27

(a) Terms of Repayments:

Sr. No.	Particulars of Lender	Nature of Loan	EMI Amount (In ₹ Lakh)	Mode of Repayment	Interest Type	Rate of Interest	Maturity Date
1	State Bank of India	Term Loan	1843.76-1631.42	2 EMI Half Yearly	Floating Rate	MCLR +Spread	1-Feb-24

b) Security

The facility and all interest, fees, commission and other monies in respect thereof shall be secured, to the extent permitted under the concession agreement by

i) first charges on all the fixed assets/movable assets of the company (other than Project assets)

ii) a first charge on the project's book debts, operating cash flows, receivables, commissions, revenues of whatsoever nature and wherever arising, present and future intangibles goodwill uncalled capital (present and future)

iii) a first charge on projects bank accounts, including but not limited to the Escrow account opened in a designated bank, where all cash inflows from the project shall be deposited and all proceeds shall be utilized in a manner and priority to be decided by the Lenders/investors



11 Borrowings - Current

(₹ In Lakh)

Particulars	As at 31-Mar-23	As at 31-Mar-22
Secured - at amortized cost		
Current Maturities of Long-Term Debt	3,475.17	5,074.74
Unsecured - at amortized cost		
Loans from related parties (Holding Company)	10.78	9.80
Total :::	3,485.95	5,084.54

12 Trade Payables - Current

(₹ In Lakh)

Particulars	As at 31-Mar-23	As at 31-Mar-22
Trade Payables:		
Others	200.70	201.38
Related Parties (Refer Note 30)	-	43.41
Unpaid Expenses	58.85	24.74
Total :::	259.55	269.53

(Refer Note no 30 for disclosures under section 22 of Micro, Small and Medium Enterprises Development Act, 2006)

Ageing of Payables as at March 31, 2023

Particulars	Outstanding for following periods from due date of payment				
	Less than 1 Year	1-2 Years	2-3 Years	More than 3 Years	Total
Undisputed Dues of Creditors					
- Micro Small & Medium Enterprises	-	-	-	-	-
- Other than Micro Small & Medium Enterprises	64.20	0.66	4.63	190.06	259.55
Disputed Dues of Creditors					
- Micro Small & Medium Enterprises	-	-	-	-	-
- Other than Micro Small & Medium Enterprises	-	-	-	-	-
Total :::	64.20	0.66	4.63	190.06	259.55

Age of Receivables as at March 31, 2022

Particulars	Outstanding for following periods from due date of payment				
	Less than 1 Year	1-2 Years	2-3 Years	More than 3 Years	Total
Undisputed Dues of Creditors					
- Micro Small & Medium Enterprises	-	-	-	-	-
- Other than Micro Small & Medium Enterprises	68.26	11.21	-	190.06	269.53
Disputed Dues of Creditors					
- Micro Small & Medium Enterprises	-	-	-	-	-
- Other than Micro Small & Medium Enterprises	-	-	-	-	-
Total :::	68.26	11.21	-	190.06	269.53

13 Other financial liabilities

Particulars	As at 31-Mar-23	As at 31-Mar-22
Interest Accrued but not due	-	25.89
Total :::	-	25.89



NOTES TO THE FINANCIAL STATEMENTS

14 Other current liabilities

(₹ In Lakh)

Particulars	As at 31-Mar-23	As at 31-Mar-22
Duties & Taxes	-	2.28
Other Payables	-	-
Total ::::	-	2.28

15 Revenue From Operations

(₹ In Lakh)

Particulars	For the period ended 31-Mar-23	For the year ended 31-Mar-22
Contract Revenue:		
Add: Contract	1,765.58	585.80
Other Operating Revenue		
Financial Income	1,800.54	2,400.59
Total ::::	3,566.12	2,986.39

16 Other Income

(₹ In Lakh)

Particulars	For the period ended 31-Mar-23	For the year ended 31-Mar-22
(A) Interest Income on financials assets carried at Cost/Amortised Cost:		
Interest on Bank Deposits	396.54	398.92
(B) Other Non Operating Income:		
Profit / (Loss) on sale of Assets (net)	-	-
Miscellaneous Income	0.04	0.00
Interest Received (Gross)	330.53	279.09
Total ::::	727.11	678.01

17 Construction Expenses

(₹ In Lakh)

Particulars	For the period ended 31-Mar-23	For the year ended 31-Mar-22
Sub-contracting Charges	1,659.97	454.26
Miscellaneous Site Expenses	0.13	0.55
Technical Consultancy Charges	16.76	31.49
Total ::::	1,676.86	486.30

18 Employee Benefits Expenses

Particulars	For the period ended 31-Mar-23	For the year ended 31-Mar-22
Salaries, Wages and Allowances	-	-
Total ::::	-	-

19 Finance Expenses

(₹ In Lakh)

Particulars	For the period ended 31-Mar-23	For the year ended 31-Mar-22
Interest on Loans	551.75	1,126.12
Interest on Others	1.08	0.91
Financial Charges	0.08	18.03
Bank Annual Fees	2.77	4.72
Unwinding of discount on financials liabilities carried at amortised cost	15.40	23.65
Total ::::	571.08	1,173.43



20 Depreciation And Amortisation

(₹ In Lakh)

Particulars	For the period ended 31-Mar-23	For the year ended 31-Mar-22
Depreciation on tangible fixed assets	8.09	13.06
Total ::::	8.09	13.06

21 Other Expenses

(₹ In Lakh)

Particulars	For the period ended 31-Mar-23	For the year ended 31-Mar-22
Rent Rates & Taxes	2.22	2.03
Insurance	43.50	46.78
Repairs & Maintenance Machinery	-	0.61
Printing and Stationery	0.02	-
Travelling & Conveyance	-	-
Power & Fuel	18.83	19.34
Vehicle Running Charges	2.67	2.63
Legal & Professional Fees	8.00	10.65
Corporate Social Responsibility	31.46	41.00
Director's Sitting Fee	3.53	3.88
Auditor's Remuneration (Refer Note No 24)	1.32	1.03
Miscellaneous Expenses	0.55	(0.52)
Total ::::	112.10	127.43



Note 22 : Earnings Per Share :

Basic earnings per equity share is computed by dividing the net profit attributable to the equity holders of the company by

Particulars	Year ended 31-Mar-2023	Year ended 31-Mar-2022
Profit/ (Loss) attributable to Equity Shareholders	1,563.05	1,538.18
No of Weighted Average Equity Shares outstanding during the Year (Basic)	5,52,30,000	5,52,30,000
No of Weighted Average Equity Shares outstanding during the Year (Diluted)	5,52,30,000	5,52,30,000
Nominal Value of Equity Shares (in ₹)	10.00	10.00
Basic Earnings per Share (in ₹)	2.83	2.79
An explanation of how the transition to Ind-AS has affected the company's equity and its net profit/Loss is provided	2.83	2.79

Note 23 : Details of dues to micro and small enterprises as per MSMED Act, 2006

There are no Micro and Small Enterprises as defined in the Micro and Small Enterprises Development Act, 2006 to whom the company owes dues on account of principal amount together with interest and accordingly no additional disclosures have been made. The above information regarding Micro and Small Enterprises has been determined to the extent such parties has been identified on the basis of information available with the company.

Note 24 : Remuneration to Auditors :

Particulars	(₹ In Lakh)	
	Year ended 31-Mar-2023	Year ended 31-Mar-2022
Audit fees	0.50	0.50
Other Services	0.67	0.39
GST expenses	0.15	0.14
Total :-	1.32	1.03

Note 25 : Segment information as required by Ind AS 108 are given below :

The Company is engaged in "Road Infrastructure Projects" which in the context of Ind AS 108 "Operating Segment" notified under section 133 of the Companies Act, 2013 is considered as the only segment. The Company's activities are restricted within India and hence no separate geographical segment disclosure is considered necessary.

Note 26 : Capital management :

For the purpose of the Company's capital management, capital includes issued equity capital, share premium and all other equity reserves attributable to the equity holders of the Company. The primary objective of the Company's capital management is to maximise the shareholder value.

The Company manages its capital so as to safeguard its ability to continue as a going concern and to optimise returns to shareholders. The capital structure of the Company is based on management's judgement of its strategic and day-to-day needs with a focus on total equity so as to maintain investor, creditors and market confidence.

The Company monitors capital using a gearing ratio, which is net debt divided by total Capital plus Net debt is calculated as borrowing less cash and cash equivalent and other bank balances and mutual funds investments.

Particulars	(₹ In Lakh)	
	As At 31-Mar-2023	As At 31-Mar-2022
Borrowings	3,485.95	9,706.81
Less: Cash and cash equivalents	7,686.49	8,637.83
Less: Bank balances other than (1) above	5,086.00	-
Net debt (A)	885.46	1,068.98
Equity	16,078.73	14,515.68
Capital and Net debt (B)	16,964.19	15,584.66
Gearing ratio (%) (A/B)	5.22%	6.86%



Note 27 : Disclosure under Accounting Standard (Ind AS - 115)

Particular	(₹ In Lakh)	
	March 31, 2023	March 31, 2022
(i) Contract revenue recognised as revenue in the period	3,566.12	2,986.39
(ii) For Contracts that are in progress :		
(a) Aggregate amount of costs incurred upto the reporting date	54,821	51,255
(b) Recognised profits (less recognised losses) upto the reporting date	-	-
(c) Advances received from customer for contract work	-	-
(d) Retention money	-	-
(iii) Gross amount due from customers for contract work	6,820	11,152
(iv) Gross amount due to customers for contract work	-	-

Note 28 : Financial Instrument - fair values and risk management

Fair value measurements

Particulars	(₹ In Lakh)	
	Carrying amount	
	As at March 31, 2023	As at March 31, 2022
Financial Assets		
<u>Financial assets measured at amortised cost</u>		
Cash and cash equivalents	2,600.49	8,637.83
Other Financial Assets Non Current	0.10	3,254.31
Bank Balance Other than Cash above	5,086.00	-
Other Financial Assets - Current	6,871.94	9,609.61
Financial Liabilities		
Borrowings	3,485.95	9,706.81
Trade payable	259.55	269.53
Others financial liabilities	-	25.89

Disclosure of Fair value of financial instruments carried at Cost/ Amortised cost (but fair value disclosures are required)
(₹ In Lakh)

Particulars	Fair value	
	As at March 31, 2023	As at March 31, 2022
Financial Assets		
<u>Financial assets measured at cost</u>		
Investments	-	-

NOTE:

1. The management assessed that carrying amount of all other financial instruments are reasonable approximation of the fair value.
2. Fair value of Investments carried at amortised cost has been determined using approved valuation technique of net assets value method.



Note 29 : Fair Value Hierarchy

The following table presents fair value hierarchy of assets and liabilities measured at fair value on a recurring basis as of March 31, 2023:

Particulars	As at March 31, 2023	(₹ In Lakh) Fair value measurement as at March 31, 2023 using		
		Level 1	Level 2	Level 3
Financial Assets				
Investments mandatory measured at FVTPL	-	-	-	-

The following table presents fair value hierarchy of assets and liabilities measured at fair value on a recurring basis as of March 31, 2022:

Particulars	As at March 31, 2022	(₹ In Lakh) Fair value measurement as at March 31, 2022 using		
		Level 1	Level 2	Level 3
Financial Assets				
Investments mandatory measured at FVTPL	-	-	-	-

Level 1 - The hierarchy In level 1 Includes financial Instruments measured using quoted prices. This Includes mutual funds that have quoted price. The mutual funds are valued using the closing NAV declared by fund houses.

Level 2 - The fair value of financial Instruments that are not traded In an active market (like Investment in Preference Shares) Is determined using valuation techniques which maximise the use of observable market data and rely as little as possible on entity-specific estimates. If all significant Inputs required to fair value as Instrument are observable, the Instrument is included in level 2.

Level 3 - If one or more of the significant Inputs Is not based on observable market data, the Instrument Is Included In level 3. This is the case for unlisted equity securities, etc. included in level 3.

There are no transfers between levels 1 ,2 and 3 during the year.

Financial risk management

Interest Rate Risk

As infrastructure development and construction business is capital intensive, the company are exposed to interest rate risks. The Company is in its initial stages of operation and does not have any intererst bearing debt during the period and hence, the sensitivity analysis is not required.

Foreign Currency Risk

Foreign currency risk is the risk that the fair value or future cash flows of an exposure will fluctuate because of changes in foreign exchange rates. During the period, Company did not enter into any foreign currncy transaction, hence, the sensitivity analysis is not required.

Commodity Price Risk

The company requires for implementation (construction, operation and maintenance) of the projects, such as cement, bitumen, steel and other construction materials. For which, the company entered the fixed price contract with the EPC contractor and O&M Contractor so as to manage our exposure to price increases in raw materials. Hence, the sensitivity analysis is not required.



Credit risk on Financial Assets

The company engaged in infrastructure development and construction business on Annuity mode Basis and currently derive the turnover from EPC contracts with KSHIP. Payments are typically not secured by any form of credit support such as letters of credit, performance guarantees or escrow arrangements. Credit risk is the risk that counterparty will not meet its obligations under a financial instrument, leading to a financial loss. The Company is exposed to credit risk from its operating activities and from its financing activities, including deposits with banks, and other financial instruments.

Financial assets that are potentially subject to concentrations of credit risk and failures by counter-parties to discharge their obligations in full or in a timely manner consist principally of cash, cash equivalents and trade and other receivables. Credit risk on cash balances with Bank are limited because the counterparties are entities with acceptable credit ratings. The exposure to credit risk for trade receivable is low as its mainly consist of NHAI and amount is received on timely basis within the credit period.

Ageing analysis of the age of trade receivable/ Other Financial Assets amounts that are past due as at the end of reporting year but not impaired:

(₹ in Lakh)	
Particulars	March 31, 2023
Less than 90 days	Nil
Over 120 days	Nil
Total	Nil

Financial instruments and cash deposits

Credit risk from balances with banks and financial institutions is managed by the Company top management in accordance with the Company's policy. Investments of surplus funds are made only with approved counterparties and within credit limits assigned to each counterparty. Counterparty credit limits are reviewed by the top management on an annual basis, and may be updated throughout the year subject to approval of the Company's board of directors. The limits are set to minimise the concentration of risks and therefore mitigate financial loss through counterparty's potential failure to make payments.

Liquidity risk

Liquidity risk is the risk that the Company may not be able to meet its present and future cash and collateral obligations without incurring unacceptable losses. The Company's objective is to, at all times maintain optimum levels of liquidity to meet its cash and collateral requirements. The Company closely monitors its liquidity position and deploys a robust cash management system. It maintains adequate sources of financing including debt and overdraft from banks at an optimised cost.

The Company's maximum exposure relating to financial guarantees and financial instruments is noted in note 28 and the liquidity table below:

(₹ in Lakh)				
Particular	< 1 Year	>1 to 5 years	>5 years	Total
	INR lacs	INR lacs	INR lacs	INR lacs
As at March 31, 2023				
Borrowings	3,485.95	-	-	3,485.95
Trade and other payables	259.55	-	-	259.55
Other financial liabilities	-	-	-	-
	3,745.50	-	-	3,745.50
As at March 31, 2022				
Borrowings	5,084.54	4,622.27	-	9,706.81
Trade and other payables	269.53	-	-	269.53
Other financial liabilities	25.89	-	-	25.89
	5,379.96	4,622.27	-	10,002.23

At present, the Company does expects to repay all liabilities at their contractual maturity. In order to meet such cash commitments, the operating activity is expected to generate sufficient cash inflows.



Note 30 : Related party disclosure as required by Ind AS 24 are given below :

1. Name of the Related Parties and Description of Relationship:

Nature of Relationship	Name of Entity
Holding Company :	Ashoka Buildcon Limited

Key management personnel :

Director :	Sanjay P. Londhe
Director :	Paresh C. Mehta
Key management personnel :	Paresh C. Mehta
Key management personnel :	Manoj A. Kulkarni
Key management personnel :	Jagadish S. Nad

An explanation of how the transition to Ind-AS has affected the company's equity and Its net profit/Loss is provided

2. Transaction during the Year

(₹ in Lakh)				
Sr. No.	Related Party	Description	For the Year Ended 31-Mar-2023	For the Year Ended 31-Mar-2022
	Sub-Contract Charges:			
1.	Ashoka Buildcon Ltd.	Holding Company	1,659.97	454.28
	Interest On Loan Taken:			
1.	Ashoka Buildcon Ltd.	Holding Company	1.08	0.91
	Interest On Loan Given:			
1.	Viva Highways Limited	Associate Company	276.08	279.09
2.	Ashoka Buildcon Ltd.	Holding Company	54.45	-

3. Outstanding Payable/Receivable at the end of the Year

(₹ in Lakh)				
Sr. No.	Related Party	Description	As at 31-Mar-2023	As at 31-Mar-2022
	Payable to Contractor & Service Provider:			
1.	Ashoka Buildcon Ltd.	Holding Company	-	36.85
	Loan Payable:			
1.	Ashoka Buildcon Ltd.	Holding Company	10.78	9.80
	Loan Receivable:			
1.	Ashoka Buildcon Ltd.	Holding Company	2,049.01	-
2.	Viva Highways Limited	Associate Company	3,146.41	2,897.93

Note 31 :Disclosure pursuant to Ind AS 116 - " Leases"

On March 30, 2020, the Ministry of Corporate Affairs (MCA) notified new Ind AS on leases, Indian Accounting Standard (Ind AS) 116 applicable from 01/04/2020. Ind AS 116 has been implemented w.e.f. April 1, 2020 and the associated disclosure requirements are applicable for financial statements for the year ended March 31, 2023. As per the Standard it is optional to apply the standard for short term leases (period of 12 months or less). Since the lease agreements are for a period of 11 months, company has availed the exception of short term leases. Apart from this, there are no other assets taken on lease and hence IND AS 116 is not applicable.

Total amount of lease payments towards short term leases is ₹ 1.88 Lakh and shown as expense in the P & L Statement.

Note 32 : Wilful Defaulter

The Company has not been declared as wilful defaulter by any bank or financial Institution or other lender.

Note 33 : Relationship with Struck off Companies

The information about transaction with struck off Companies (defined under section 248 of the Companies Act, 2013 or section 560 of Companies Act, 1956) has been determined to the extent such parties have been identified on the basis of the information available with the Company and the same is relied upon by the auditors.



Note 34 : Registration of charges or satisfaction with Registrar of Companies

All the charges or satisfaction as per the sanction are duly registered with Registrar of Companies as at March 31, 2023 in favour of the lenders for facilities availed by the Company.

Note 35 : Others Matters

Information with regard to other matters specified in Schedule III to the Act, is either nil or not applicable to Company for the year.

Note 36 : Disclosure of Financial Ratios

Sr. No.	Particulars	For the Year Ended March 31, 2023	For the Year Ended March 31, 2022	% of Change	Reason for Variance
1	Current Ratio (in Times)	3.86	3.40	13.50 %	
2	Debt Equity Ratio (in Times)	0.22	0.67	(67.58)%	Due to Reduction in Debts
3	Debt Service Coverage Ratio (in Times)	0.87	1.22	(28.32)%	Due to Increase in Schedule Repayment
4	Return on Equity Ratio (in %)	10.22%	11.19%	(8.69)%	
5	Inventory turnover ratio	NA	NA		
6	Trade Rece. turnover ratio (in Times)	NA	NA		
7	Trade pay. turnover ratio (in Times)	9.89	6.23	58.79 %	Due to Increase in Purchase on account of Meior Maintance Activity
8	Net capital turnover ratio (in Times)	0.33	0.23	43.18 %	Due to reduction in working capital
9	Net profit ratio (in %)	43.83%	51.51%	(14.91)%	
10	Return on Capital employed (in %)	10.91%	11.19%	(2.52)%	
11	Return on investment **	NA	NA	NA	

Formula used for calculating the below mention ratios:

- 1) Current Ratio = Current Assets / Current Liabilities
- 2) Debt Equity Ratio = Outstanding Debt / Net Worth (Net worth = Share Capital + Other Equity + Compulsorily Convertible Debentures Outstanding Debt = Non Current Borrowings + Current Borrowings + Current Maturities of Non Current Borrowings)
- 3) Debt Service Coverage Ratio (DSCR) = (Profit after tax + Exceptional Items + Interest on borrowings + Deprecation and Amortization - Revenue Recognised as per Ind AS + Annuity Payment - Major Maintenance Reserve - Debt Service Reserve) / (Interest on borrowings + Scheduled principal repayment of long - term borrowings (excluding prepayments/refinancing)).
- 4) Return on Equity = Profit After Tax / Average Shareholder's Equity
- 5) Inventory Turnover Ratio = Cost of Goods Sold / Average inventories * 365 / no.of days
- 6) Trade Receivable Turnover Ratio = Net Credit Sales / Average Accounts Receivable * 365 / no.of days
- 7) Trade Payable Turnover Ratio = Net Credit Purchases / Average Accounts Payable * 365 / no.of days
- 8) Net Profit ratio = Net Profit / (Net Sales = Total Sales - Net Sales) * 100
- 9) Return on Capital Employed Ratio = EBIT / Capital Employed (Total Equity plus total debt) *100
- 10) Net Capital Turnover Ratio = Total Sales / Shareholder's Equity
- 11) Return on Investment = Income on investment / Investment

* Inventory Turnover is NIL as the Company does not have Inventory

** Return on Investment is NIL as the Company does not have Investment



Note 37 : Impact of Covid-19 Pandemic:

The Indian Economy has been severely impacted due to global COVID19 Pandemic resulted into lockdown, wider restrictions and disruption to the business. Supply chain, logistics and travel ban has made the business come to a standstill till April 19, 2000. The Company project maintenance & operation also has got impacted. The management's assessment of the impact of COVID19 Pandemic does not envisage any material impact on the operations of the Company. The said assessment also did not require any adjustments to assets and liabilities while preparing Financial Statement for the year March 31, 2023. However, the impact assessment of Covid-19 is a continuing process given the uncertainties associated with its nature and duration. The Company will continue to monitor any material changes to future economic conditions.

Note 38 : Events after reporting period

No subsequent event has been observed which may require an adjustment to the balance sheet.

Note 39 : Previous year comparatives :

Previous year's figures have been regrouped/reclassified, wherever necessary, to conform to current year classification.

As per our report of even date attached

For **SANJAY V. GOYAL & CO.**

Chartered Accountants

Firm Regn. No. 124832W

CA SANJAY V. GOYAL

Partner

Membership No. 103080

UDIN:- 23103080 B60PKT1422

Place: Nashik


Date: May 17, 2023



For & on behalf of the Board of Directors
Ashoka Mudhol Nipani Roads Limited


(Manoj A. Kulkarni)
Company Secretary


(Paresch C. Mehta)
Director & CFO
DIN: 03474498


(Sanjay P. Londhe)
Director
DIN : 00112604

Place: Nashik
Date: May 17, 2023

Nimba Amrutkar

From: CA SANJAY V. GOYAL <casanjaygoyal@gmail.com>
Sent: 23 May 2023 12:23
To: Nimba Amrutkar
Subject: Re:

UDIN Successfully Generated 23103080BGUPKT1422 - AGMNRL

CA SANJAY V. GOYAL
(M.Com., FCA, DISA) (ICA)
Partner - M/s. Sanjay V. Goyal & Co.
Chartered Accountants
1, Atharva Sanskruti, Behind Ketkar Brothers, Shree Hari Kute Marg, Tidke
Colony, Nashik - 422 002 Maharashtra, India.
Cell @ 98223-77977 Off (0253) 2977977

On Tue, May 23, 2023 at 11:18 AM Nimba Amrutkar <acl.accounts@ashokaconcessions.com> wrote:

Final PDF